

# 2017ISNST使用EasyChair論文上傳系統- 流程說明書

( the web to submit the Paper : <https://easychair.org/conferences/?conf=2017isnst> )

## [1] 註冊新帳號:

第一次使用 EasyChair 系統者，請點選上述之論文上傳網址註冊新帳號。

進入網址後，請點選[create an account](#) 註冊個人帳號，如下圖箭頭標示：請按此註冊EasyChair個人帳號。

 **EasyChair**  
The conference system

## Log in to EasyChair for 2017 ISNST

EasyChair uses cookies for user authentication. To use EasyChair, you should **allow your browser to save cookies from easychair.org.**

User name:

Password:

**Log in**

If you have no EasyChair account? [create an account](#)

Forgot your password? [click here](#)

Problems to log in? [click here](#)


請按此註冊EasyChair個人帳號

## Step 1 EasyChair 會要求您輸入認證號碼，輸入完後請點選 Continue

### Create an EasyChair Account: Step 1

To use EasyChair, one should first create an account. The procedure for creating an account is the following.

1. You should type the text that you see in the image below and click on "Continue".
2. If you type the text correctly, you will be asked to fill out a simple form with your personal information.
3. After you filled out the form, EasyChair will send you an email with a link that you can use to complete the account creation.

Enter the text you see in the box. Doing so helps us to prevent automated programs from abusing this service. If you cannot read the text, click the reload image  next to the text.



請輸入圖片中的文字：

Continue

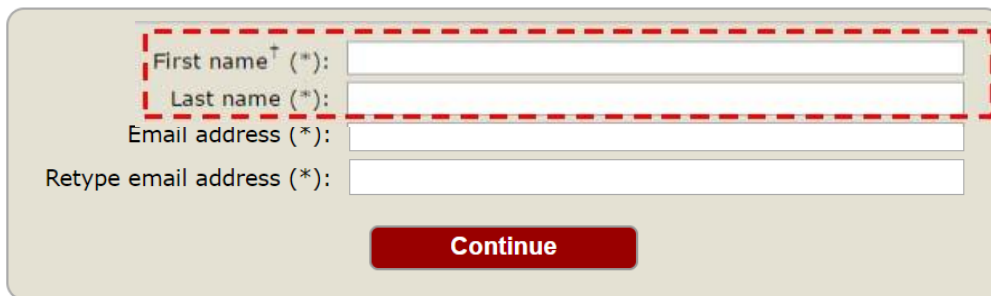
## Step 2. 請填入註冊者的姓名(中英文皆可)及 Email，輸入完後請點選 Continue

[註]輸入之姓名中英文皆可

### Create an EasyChair Account: Step 2

Please fill out the following form. The required fields are marked by (\*)

Note that **the most common reason for failing to create an account is an incorrect email address** so please type your email address correctly.



First name<sup>†</sup> (\*):

Last name (\*):

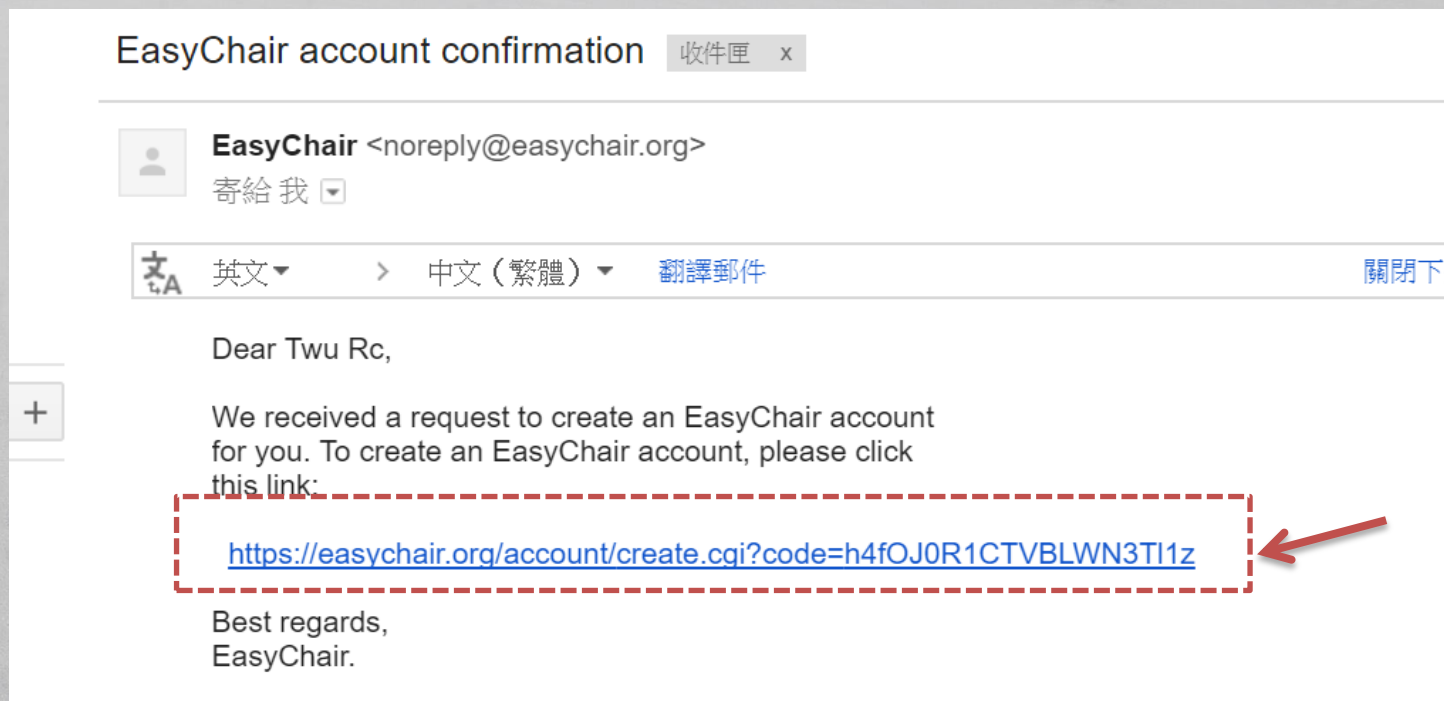
Email address (\*):

Retype email address (\*):

Continue

輸入之姓名, 中英文皆可

**Step 3** : 前往您輸入的 Email 信箱，並點選驗證連結:



**Step 4** : 接著輸入您欲申請的帳號、個人基本資料(中英文皆可輸入)與密碼。帳號與密碼使用英文字時須注意大小寫(註冊時輸入大寫英文字，登入時就須打大寫)。輸入完畢後點選 **Create my account** 即完成註冊。

**[註]** User name 為登入EasyChair系統時的所用之帳號(注意英文字大小寫)

## Create an EasyChair Account: Last Step

Hello 鉅威 徐! To complete the creation of your account please fill out the following form. You should create the account within 20 minutes, otherwise you will have to fill out this form from scratch.

*User names are case-insensitive*

User name:

**User name sample is available!**

First name<sup>†</sup>:

Last name (\*):

Company/organization (\*):

Web site:

Phone (\*):

Address, line 1 (\*):

Address, line 2:

City (\*):

Post code (\*):

State (US only) (\*):

Country (\*):

Password (\*):

Retype the password (\*):

**Create my account**

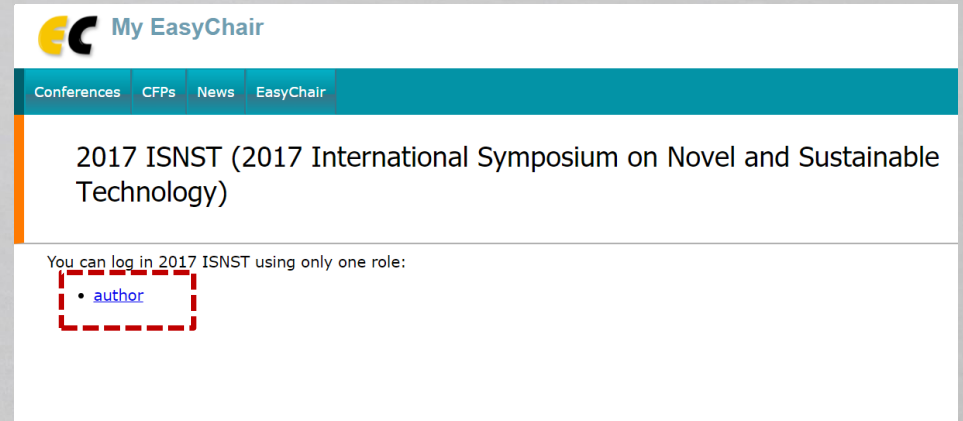
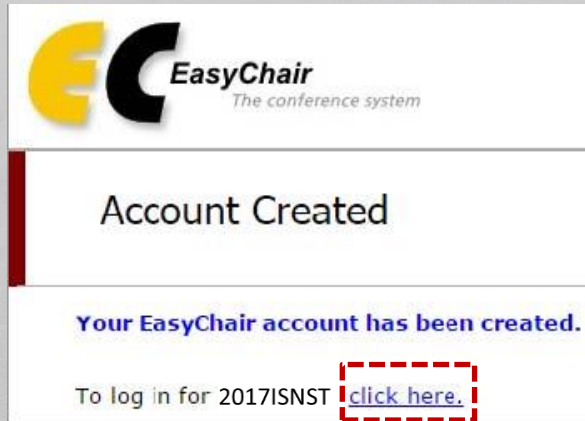
**User name為登入 Easychair 系統時所用的帳號(注意英文字大小寫)**

**輸入的密碼必須包含英文字和數字(注意英文字大小寫)**

[註]輸入的密碼必須包含英文字和數字(注意英文字大小寫)

[註]個人基本資料中/英文輸入皆可

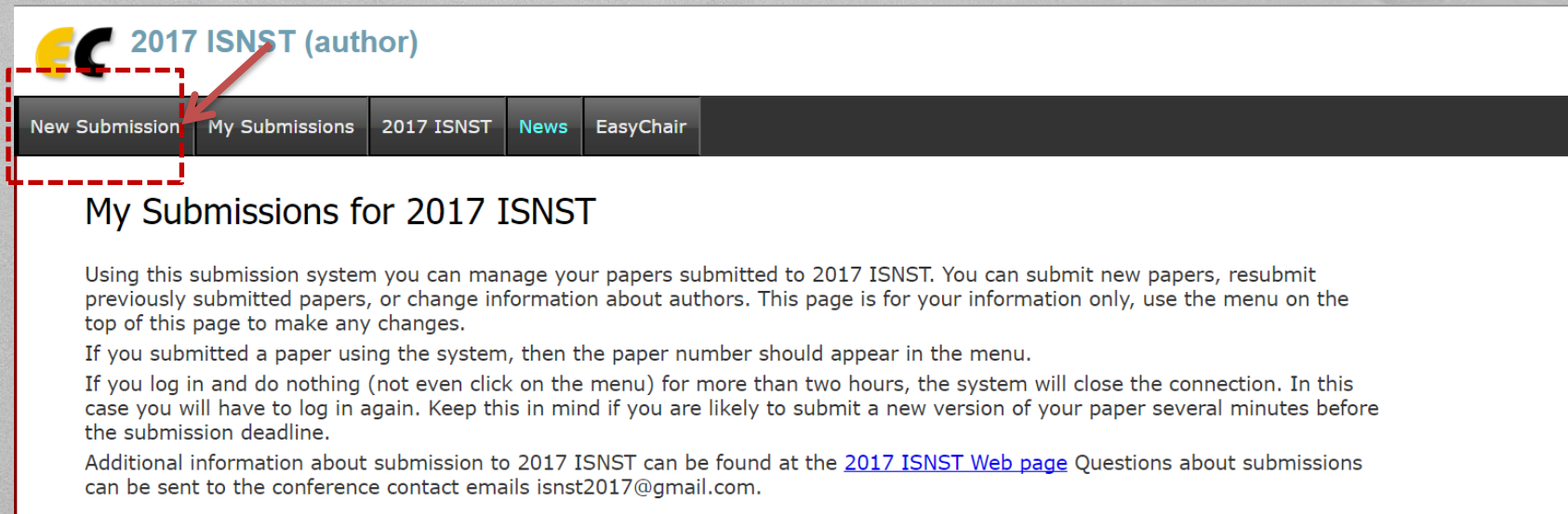
**Step 5:** 完成註冊後，請點選 [click here](#). 登入已註冊之帳號與密碼，並選擇下面的 **author** 身分，即可進入 ISNST2017 研討會之投稿平台。



## [2] 投稿論文上傳:

帳號申請並註冊完畢後，即可開始論文上傳流程:

**Step 1:** 登入 EasyChair 系統後請點選 **New Submission** 進行論文上傳。



**Step 2** 選敲 New Submission 一次，即可進入上傳頁面。

請將作者資料(中/英文皆可)、文章題目、文章摘要(500 字內)、關鍵字、投稿主題進行填寫，將文章檔案(必須為PDF檔)上傳，並按下submit 按鈕，即可完成投稿流程。

[註] 投稿主題(TOPIC)請擇一，為避免審稿流程錯誤，一篇論文請選擇一個主題投稿。

[註] 投稿之檔案必須為PDF檔始上傳，詳細投稿論文格式請參閱2017ISNST 網站說明。

**EC** 2017 ISNST (author)

New Submission Submission 3 2017 ISNST News EasyChair

## New Submission for 2017 ISNST

Follow the instructions, step by step, and then use the "Submit" button at the bottom of the form. The required fields are marked by (\*).

### Author Information

For each of the authors please fill out the form below. Some items on the form are explained here:

- **Email address** will only be used for communication with the authors. It will not appear in public Web pages of this conference. The email address can be omitted for authors who are not corresponding. These authors will also have no access to the submission page.
- **Web page** can be used on the conference Web pages, for example, for making the program. It should be a Web page of the author, not the Web page of her or his organization.
- Each author marked as a **corresponding author** will receive email messages from the system about this submission. There must be at least one corresponding author.

**Author 1** (click here to add yourself) (click here to add an associate)

First name<sup>†</sup> (\*):

Last name (\*):

Email (\*):

Country (\*):

Topics

一篇論文請選擇一個主題投稿

Please select topics relevant to your submission from the following list.

**1. Advanced Manufacturing Science and Technology :**

- 1-1 3D printing/Additive Manufacturing
- 1-2 Advanced Manufacturing Technology
- 1-3 Sensors
- 1-4 Advanced Vehicle
- 1-5 Robot

**2. Intelligent System & Electronics :**

- 2-1 Vehicular Electronics
- 2-2 Consumer Electronics
- 2-3 Green Electronics
- 2-4 Networks and Communications
- 2-5 Smart Cities
- 2-6 Intelligent Systems and Applications

**3. Electrical & Photonic Technology :**

- 3-1 Green Energy
- 3-2 Intelligent Control
- 3-3 Biomedical Electronics
- 3-4 Photonics: Material, Device, Technology and Application
- 3-5 Optical Engineering

**4. Biotechnology & Chemical and Materials Engineering :**

- 4-1 Green Chemical Process and Circular Economy
- 4-2 Chemical Materials
- 4-3 Bioprocess and Bioengineering
- 4-4 Biological Functional Assessment
- 4-5 Biotechnology of Health Care

[註] 資料填寫完成並將論文PDF上傳後,請按Submit,即可完成所有投稿流程。

Uploads

The following part of the submission form was added by 2017 ISNST. It has neither been checked nor endorsed by EasyChair

**Paper.** Upload your paper. The paper must be in PDF format (file extension .pdf)

選擇檔案 未選擇任何檔案

投稿之檔案必須為PDF檔上傳


Ready?

If you filled out the form, press the 'Submit' button below. **Do not press the button twice: uploading may take time!**

Submit

上傳後,按此完成所有投稿流程

Step 3:上傳文件與成功上傳之後，系統會在出現以下畫面，也會傳送e-mail通知。

 2017 ISNST (author)


New Submission | Submission 3 | 2017 ISNST | News | EasyChair

### 2017 ISNST Submission 3

If you want to **change any information** about your paper, use links in the upper right corner.  
For all questions related to processing your submission you should contact the conference organizers. [Click here to see information about this conference.](#)


---

**Paper 3**

Paper	
Author keywords:	Itin (II) sulfide colloidal synthesis phase control
EasyChair keyphrases:	zinc blende phase (47)
Abstract:	In this research, we synthesized orthorhombic and zinc blende phase tin (II) sulfide (SnS) nanocrystals using colloidal process. The composites were dissolved in oleic acid and oleyamine, respectively as the sources of precursors. The morphology and size of the orthorhombic SnS nanocrystals were controlled by reaction time, capping molecules and reaction temperature. Metastable ZB phase can be exist by reactive tin precursor/liquids (HMDS) crystalline (Mn doping). The properties of zinc blende and orthorhombic SnS were investigated using optical properties analysis and magnetometry. The results showed that SnS orthorhombic phase has a strong absorption at 980 nm with direct and indirect band gap of 1.25 eV and 1.24 eV, respectively. Zinc blende phase has a strong absorption at 840 nm with direct and indirect band gap of 1.61 eV and 1.26 eV, respectively.
Time:	Aug 14, 01:36 GMT

---

2017 ISNST submission 收件匣 x

 **EasyChair** <noreply@easychair.org> 4月26日

寄給我 ▾

Dear [redacted]

[redacted] <[redacted]@gmail.com> submitted the following paper to 2017 ISNST:

-----  
Test submission system  
-----

You are listed as one of the authors of this paper. To enter the 2017 ISNST Web pages you should visit

<https://easychair.org/conferences/?conf=2017isnst>

and enter your EasyChair user name and password.

[註] 投稿後在Submission Deadline前,仍可以重新上傳更新的PDF檔案並取代舊檔,唯EasyChair系統會紀錄您歷次更新資料的日期與時間。